



## THE SURVEY

**16.03.2020**

: First lockdown measures  
: in Switzerland

**27.04.2020**

: First relief measures

**15.06.2020**

: Reopening of  
: borders with  
: neighbouring  
: countries



**SURVEY / 08.04 - 10.05.2020 / 6919 participants / FR - DE - IT - EN**

### Aims:

- Document how confinement measures affect different Swiss populations in terms of living, interpersonal and personal spaces.
- Provide supportive resources to respondents throughout the survey.
- Initiate “citizen science” research by recruiting participants.

**Coordination:** EPFL, Urban Sociology Laboratory

**Contacts :** [garance.clement@epfl.ch](mailto:garance.clement@epfl.ch) ; [laurie.daffe@epfl.ch](mailto:laurie.daffe@epfl.ch)



**Scope of Survey** \_ The survey was online from 8 April 2020 to 10 May 2020. The majority of responses were collected between 12 April and 16 April 2020. A total of **6,919 people** responded to one of the **four translated versions (French, German, English and Italian)**. The questionnaire was shared via an EPFL press release to mainstream media in Switzerland, the EPFL website page, social networks of the various institutions involved and researchers' personal networks.

**Geographical distribution of responses** \_ The survey for the Swiss resident population travelled across borders and collected responses from all over the world. However, 91% of responses came from people residing in one of the country's 26 cantons. To avoid mixing health and social situations that were too different, the results given here are only from **Swiss residents**, regardless of their nationality.

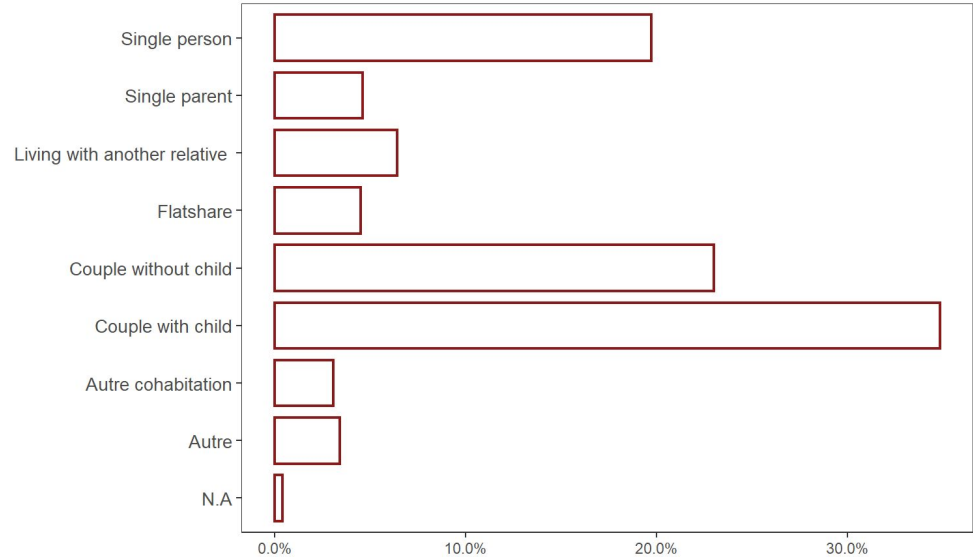
**Distribution of responses by canton** \_ The **Canton of Vaud** was the most active in survey responses, followed by the canton of Geneva, Valais, Fribourg and Neuchâtel. The French-speaking region was predominant in the questionnaire period, with **91% of responses given in French**. To a lesser extent, Bern, Zurich and Ticino are also represented.



**Households** \_ The sample includes almost as many people without children, whether in a couple (23%) or not (20%), as people living with children. Regarding the latter category of people, 35% are in a couple and 5% are single.

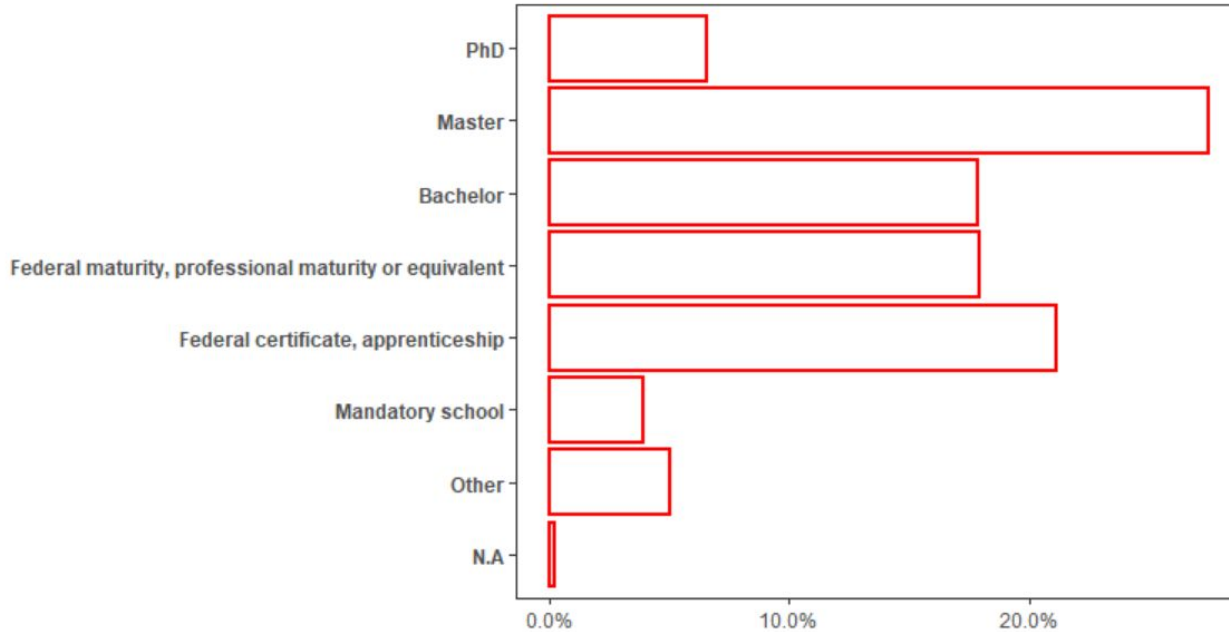
1 in 10 respondents share a home or cohabit with a close relative other than a spouse.

## Type of household





## Level of education



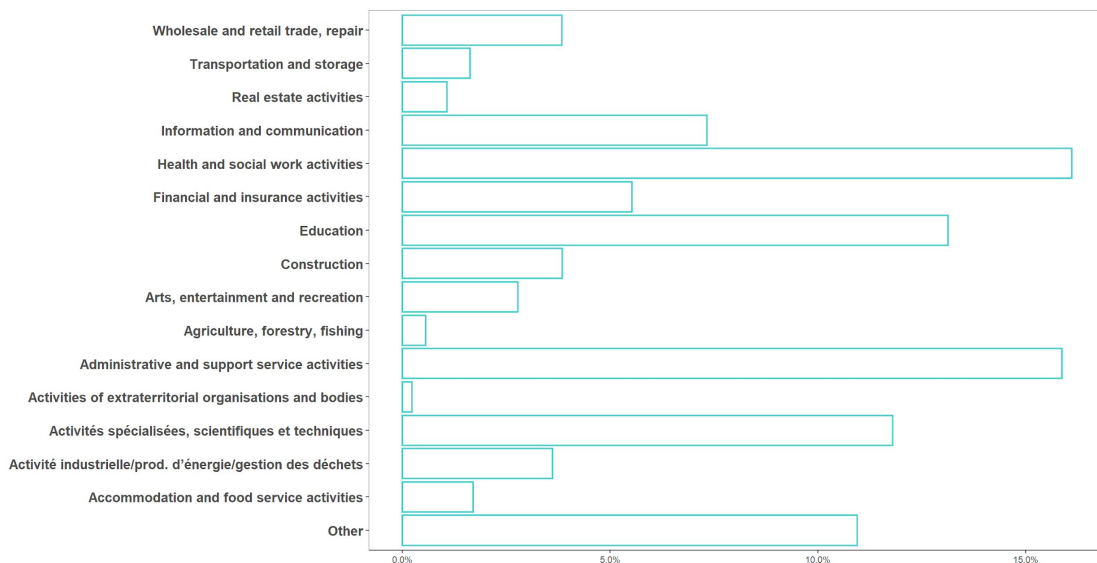
**Level of study** \_ The majority of survey respondents have a higher education qualification (51% of respondents compared to 44% according to the Swiss Federal Statistical Office (FSO) figures for 2019\*).

This is mainly due to the fact that the survey was disseminated via EPFL networks. The survey did not reach many people who left compulsory education (3% compared to 11% nationally in 2019).

\*Source : Swiss Labour Force Survey, FSO, 2019



## Professional sector



N.B : Respondents were able to select multiple sectors, so the number of responses did not match the number of respondents.

**Professional profiles** \_ Among the respondents, 73% of women and 76% of men are active professionally.

The most represented business sector is health and social action, followed by education and specialist scientific and technical areas. This explains the over-representation of those with degrees in the sample.